

STK9H (Up to 9 square inches) Clear Holographic Sticker

Please note all printed areas of the sticker will NOT have a holographic appearance. Only areas left clear will show the holographic sticker material.

Import your artwork and use a magenta path to indicate the desired cut line.
Add at least 1/8" white space or bleed.

Sharp corners and curves tighter than the edge of a 3/16" circle are not recommended.
All edges should be smooth and rounded for consistent cutting and easy peeling.

Multiply the Width and Height to determine the area of the sticker.

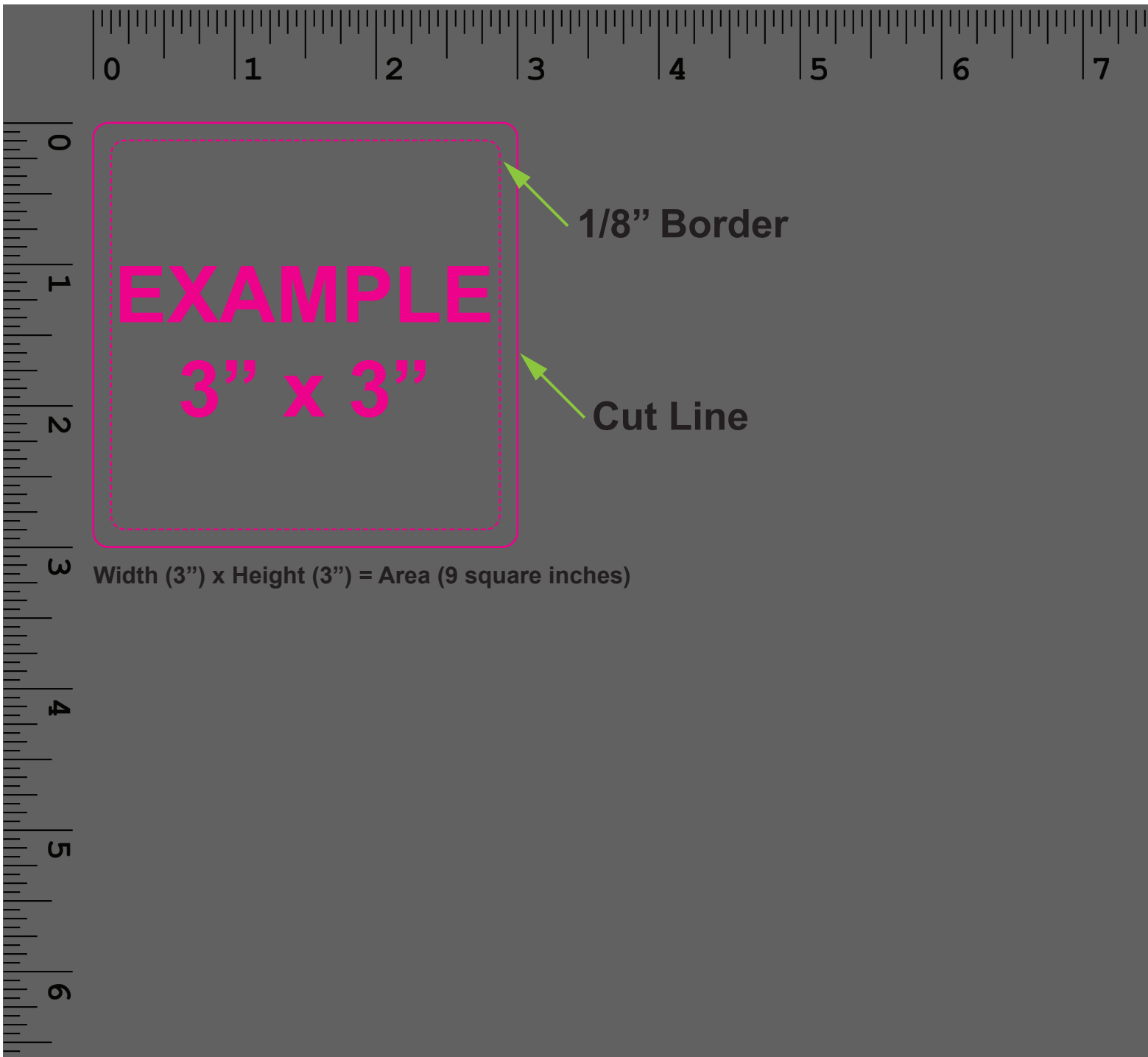
3/16 Diameter
Test Circle



Magenta
Cut Line

1/8"

GRAY BACKGROUND IS ADDED TO SHOW TRANSPARENCY AND DOES NOT PRINT



Width (3") x Height (3") = Area (9 square inches)

CustomCut™ Sticker Design Instructions

1) Indicate desired cut line with a 100% magenta vector path. Include at least 1/8" white space or bleed.

NOTE: Cut line edges must be rounded to a 3/16" circle or larger. Tighter corners and sharp edges will not cut consistently and may need to be edited.

Use the 3/16" circle below to check all cut edges and corners, including any interior cutouts.

3/16 Diameter
Test Circle



GOOD: All cut edges pass the 3/16" circle test




BAD: Sharp corners and interior cutouts smaller than 3/16" will not be possible



GOOD: All cut edges pass the 3/16" circle test

GOOD: Interior cutouts are large enough

GOOD: Art includes adequate white space



BAD: Not enough white space/bleed may cause art to touch the edge or be cut off

BAD: Sharp corners and interior cutouts smaller than 3/16" will not be possible



GOOD: All cut edges pass the 3/16" circle test

GOOD: Art includes adequate white space



BAD: Not enough white space/bleed may cause art to touch the edge or be cut off

BAD: Sharp corners and interior cutouts smaller than 3/16" will not be possible

2) Measure total sticker size including cut line to determine the Area in square inches:

WIDTH x HEIGHT = Area

(3.4) x (2.4) = 8.16 square in.

= ITEM STK9

WIDTH x HEIGHT = Area

(3.54) x (3.57) = 12.63 square in.

= ITEM STK16



HEIGHT = 2.4"

WIDTH = 3.4"



WIDTH = 3.57"

WIDTH = 3.54"

3) Order the item corresponding to the area of your custom sticker:

Up to 9 square in. (ITEM STK9)

Up to 16 square in. (ITEM STK16)

Up to 25 square in. (ITEM STK25)

Up to 36 square in. (ITEM STK36)



FOR HOLOGRAPHIC STICKERS ONLY:

Please note all printed areas of the sticker will NOT have a holographic appearance. Only areas left clear will show the holographic sticker material.

When providing art for holographic stickers it's important to indicate areas that are intended to print in WHITE INK, and areas that are intended to be CLEAR.

For example, JPG image formats cannot contain transparency, and always have full white backgrounds, so any areas that are intended to be CLEAR or WHITE INK should be directly specified in the art and PO instructions.

1. JPG art w/ white background & cut line



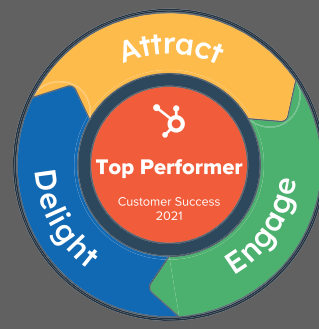
2. Result if printed as is (Unusual white areas)



3. Result if all white removed (Interior white text is CLEAR)



4. Result if all only outer white background box removed



1. JPG art w/ white background box



2. Result if only background box is removed



2. Result if all white removed



If we do not receive instructions that indicate which areas should be white or clear, the artist will make their best guess based on the art.

The factory cannot be held responsible for unintended results of not including the relevant instructions or art for this process.